

20 Nolan Park Renovation

RFP Responses to questions received from proposers, 2nd round

November 1, 2021

To: RFP Proposers

From: Nicole De Feo, Senior Project Manager, Design + Construction

Subject: Responses to questions received from RFP Proposers for the 20 Nolan Park Renovation, 2nd round

Intent: This clarification is a part of the Contract Documents and modifies the original RFP Documents. Acknowledge receipt of this clarification by initialing in the space provided below and returning a copy with your proposal. Failure to do so may subject the RFP Proposer to disqualification.

Documents: RFP Responses #23-33
Attachment D: Ceiling Fan cut sheet
Attachment E: Fixture TK-180501 cut sheet

20 Nolan Park Renovation RFP Responses

November 1, 2021

20 Evans Road, Nolan f
Governors Island

NOTE: RFIs #1 to 22 were addressed in the responses posted on October 21, 2021

RFI#	Date	Question	Response	Dwg
23	10.27.2021	The Electrical drawings indicate light fixtures and provide a Fixture Schedule. However, the fixture schedule says to refer to the Architectural Drawings for Catalog Numbers for the specific fixtures. The Architectural drawings do not indicate any lighting fixture catalog numbers. Also, there is no specifications section for the lighting. Please provide the lighting fixture catalog numbers so we can price accordingly.	Lighting schedule provided with model numbers on sheet A-602 drawing 2. Specification section 265100 'Lighting Fixtures and Lamps' provided on sheet E-202.00.	2/A-602, E-202
24	10.27.2021	ACM and Mole revelation is done by another contractor or by GC?	Correct. All ACM and mold remediation to be performed a by separate abatement contractor during phase 1 of the project.	DM-100, Abatement Narrative & Sequence
25	10.26.2021	Could you clarify Alternate #7, what location it refers to. It says New Doors into Call Room, Please advise.	See note 3 on A-103. Alternate would include: 1. Removal doors 305B-1 and 308C-1. 2. Infilling of both existing door opening with partition type 6. 3. Creation of two new openings directly from the Hallway(rms 311 and 302) into each call room(rooms 305-B and 308-C). 4. Installation of two new doors - type B1. Refer to jamb detail 9 on sheet A-502 and header detail 10 on sheet A-502.	A-103, 9/A-502, 10/A-502
26	10.27.2021	In regards to Specification 085200, One of our wood window vendors can show compliance with the H-C50 standards & field test reports meeting the current AW-40 standards. Please advise if this will be acceptable.	These performance standards are sufficient. Noted a full window specification would need to be submitted for architect and owner approval.	Spec document, '085200' Section 1.6(b)
27	10.22.2021	Please advise if lighting fixtures will be pre-purchased by owner.	All fixtures to be purchased by contractor.	
28	10.22.2021	Please advise if Ceiling fans will be pre-purchased by owner. If not please provide specifications for these fans.	Ceiling fans to be supplied by contractor. See link and attached specification sheet.	Attachment D - Ceiling Fan Specification Sheet
29	10.22.2021	Lighting fixture schedule on E-101 references architectural drawings for fixture model numbers. We cannot find fixture schedule on Architectural drawings. Please advise.	Lighting schedule provided with model numbers on sheet A-602 drawing 2.	2/A-602
30	10.22.2021	Fixture type F8 shown on Reflected ceiling plans on 2nd and 3rd floors. There is no description of this fixture on Lighting Schedule.	Fixture Type F8 is a surface mounted spot, see link(https://www.waclighting.com/product/solo/). Lighting schedule provided with model number for F8 on sheet A-602 drawing 2.	2/A-602, Attachment E - Fixture F8 Specification Sheet
31	10.22.2021	It looks like 4' Pendant fixtures shown in rooms 104, 110, 209, 211, 206 and 204. There is neither description nor specs for that fixtures. Please advise.	These are track light fixtures - assume fixture type F5A (HT track with 2 heads) for all four. Lighting schedule provided on sheet A-602 drawing 2 for types.	2/A-602
32	10.25.2021	As per Riser note 1 on drawing E-501 "electrical contractor shall provide (2) 3" RGS conduit from existing site distribution into cellar of building". Please be advised that "existing site distribution" is not shown on any drawings. Please either provide drawing with location of "existing site distribution" or include an allowance for distance to it.	See note 1 on E-308. Point of Entry for new electrical service to be with-in 5'-0" of the exterior wall of room 004 as noted.	3/A-103
33	10.28.2021	Can the balance of removed soils after excavation and backfill be left on site? Moved to another location on the Island? Or needs to be taken off the Island? Please advise.	Balance of removed soils can be relocated to another area on the Island.	

Attachment D



Item #
F787-CL

Product Family Name:
Simple

Category:
EXTERIOR FAN

Certification
4009339

Patents:

Notes:

UPC Code:
706411060724

Finish:
Coal

Category Type:
Ceiling Fan



Image File Name: **F787-CL.jpg**



MEASUREMENTS

Blade Finish:		Reversible Blades:	
		No	
Blade Material:		Slope:	
ABS		Yes	
Blade Sweep:	No. of Blades:	Blade Pitch:	Hanging Weight:
52"	3	14 DEGREES	10.8
Downrod 1:	Downrod 1 Outside Dia:	Downrod 2 Outside Dia:	
6	.75		
Ceiling to Lowest Point (Dim A):	Ceiling to Blade (Dim B):	Lead Wire:	Motor Size:
10.0	9.5	8"	DC 123X30MM

	Low	Low/Med.	Medium	Med/High	High
RPM:	51				190
Amps:	0.078				0.526
Watts:	3.45				29.44
CFM:	1324.92				5669.67
CFM/Watts:	384.03				192.58

LAMPING

No. of Bulbs:	Light Type:			
0				
Max Bulb Wattage:	Socket:			
Light Kit:	Dimmable:	Ballast:	Rated Life Hours:	Uplight:
No	No			No
Bulb/LED Included:	Color Temp.:	CRI:	Initial Lumens:	Delivered Lumens:

GLASS

Description:	Material:
Part No.:	Quantity:
Width:	Height:
	Length:



FAN CONTROLS

Pull Chain Control:	Works with Remote Control:	Works with Wall Control:
No	Yes	Yes
Reversible:	Included Remote Control:	Included Wall Control:
Yes	RC400	
	Compatible Remote Control(s):	Compatible Wall Control(s):
		WC400



SHIPPING

Carton Width:	Carton Height:	Carton Length:
8.63	9.0	26.75
Carton Weight:	Carton Cubic Feet:	Small Package Shippable:
12.54	1.202	Yes
Master Pack Width:	Master Pack Height:	Master Pack Length:
Master Pack Weight:	Master Cubic Feet:	Multi-Pack:
		1
		Master Pack:
		1



**Wet
Location**



**ETL
Intertek**



WARNING: Handling this product can expose you to chemicals including lead, which is known to the State of California to cause cancer and birth defects or other reproductive harm. Wash hands with soap and water after installing, handling, cleaning or otherwise touching this product. For more information go to: www.P65Warnings.ca.gov.

For additional information, please contact Customer Care: 1-800-221-7977 | Product depicted on this spec sheet is protected by United States Federal and/or State laws including US Patent, Trademark and/or Copyright and unfair competition laws. Unauthorized reproduction or use carries severe legal penalties.

Attachment E

Solo

8W Monopoint Luminaire

Model & Size	Color Temp & CRI	Lumens	Finish
TK-180501 1 Light	3000K 90	800	BK Black BN Brushed Nickel WT White

Example: **TK-180501-30-BK**

DESCRIPTION

Designed for residential and low-ceiling commercial applications, the Solo monopoint has a wide multitude of applications, from ceiling to bath vanity.

FEATURES


- Multiple LED array for uniform illumination
- Driver concealed within the fixture
- 5 year warranty

SPECIFICATIONS

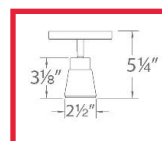
Construction:	Die-cast aluminum
Power:	8W
Input:	120 VAC, 50/60Hz
Dimming:	ELV: 100-5% , TRIAC: 100-5%
Light Source:	Integrated LED 3 Step Mac Adam Ellipse
Lens:	Frosted TIR Lens
Rated Life:	50000 Hours
Mounting:	Installs over a 3" or 4" Junction Box, Can be mounted on ceiling or wall in all orientations
Finish:	Electrostatically Powder Coated:Black, Electrostatically Powder Coated::White, Electrostatically Powder Coated::Brushed Nickel
Operating Temp:	-4°F to 104°F (-20°C to 40°C)
Standards:	ETL, cETL, Damp Location Listed, Energy Star 2.0, Title 24 JA8-2019 Compliant, ADA



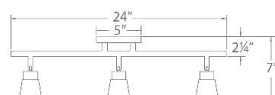
FINISHES:



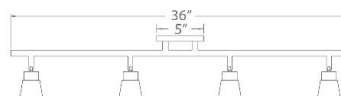
LINE DRAWING:



TK-180501



TK-180503



TK-180504